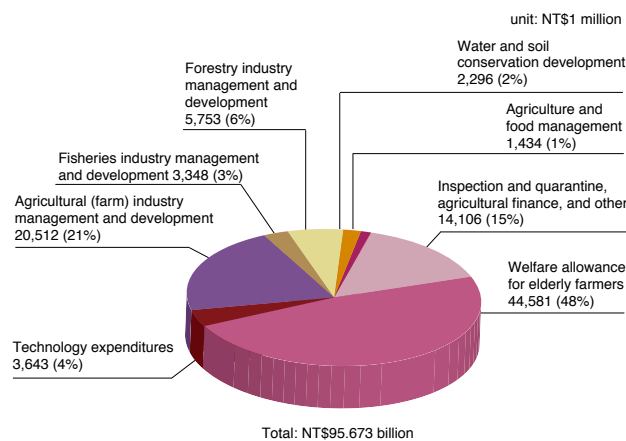


# Budget and Actual Expenditures for 2011

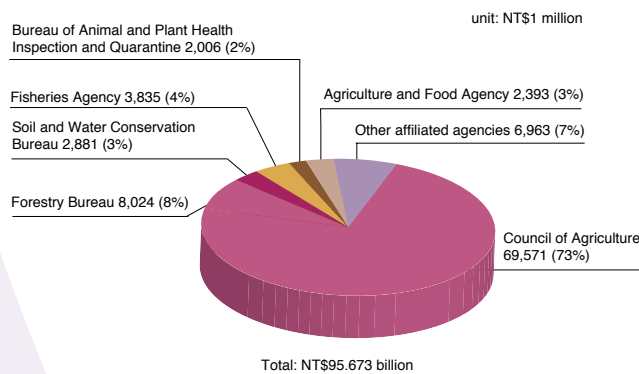
## The Budget for 2011

- ◆ The budget for the COA and its affiliated agencies for the 2011 fiscal year was NT\$95.673 billion, a reduction of NT\$5.085 billion (or 5.05%) from the 2010 budget of NT\$100.758 billion. (This figure includes adjustments in revenue-sharing and expenditures resulting from the elevation of some cities and counties to the status of “special municipalities,” under which NT\$5.633 billion in Welfare Benefits for Elderly Farmers were transferred out of the COA.) Figures 1 and 2 show allocations by function and by organization, respectively.
- ◆ The Special Budget for Post-Typhoon Morakot Reconstruction covers the years 2009-2012, and totals NT\$26.763 billion. The special budget for 2011 was NT\$4.662 billion. Figures 3 and 4 show the allocation of this budget by function and organization, respectively.

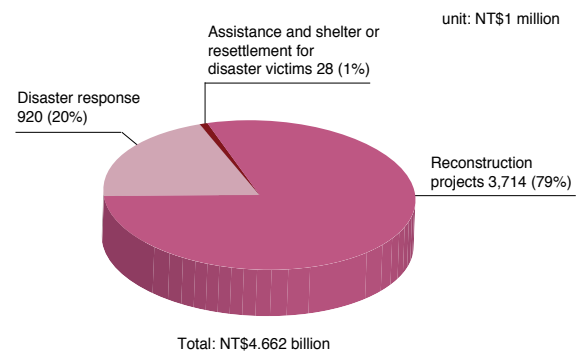
**Figure 1. Budget allocations by function, 2011**



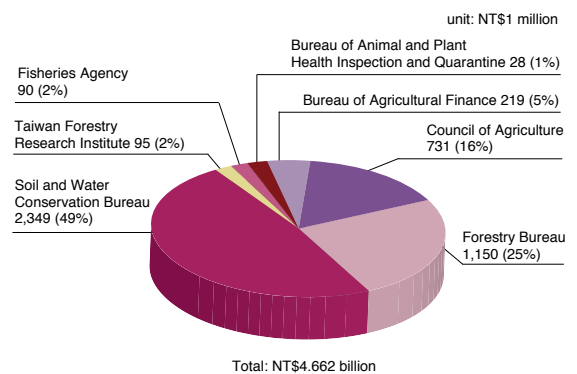
**Figure 2. Budget allocations by organization, 2011**



**Figure 3. Special Budget for Post-Typhoon Morakot Reconstruction, by function, 2011**



**Figure 4. Special Budget for Post-Typhoon Morakot Reconstruction, by organization, 2011**





- ◆ Budget for special non-profit funds (including the Agricultural Special Revenue Fund and the Agricultural Operations Fund): (1) Total budgeted operational income was NT\$25.853 billion, versus NT\$25.197 billion in 2010, an increase of NT\$0.656 billion (2.60%). (2) Total budgeted operational expenditures were NT\$39.448 billion, versus NT\$39.971 billion in 2010, a reduction of NT\$0.523 billion (1.31%). (3) The budgeted operational balance was in deficit by NT\$13.595 billion. (See Figure 5.)

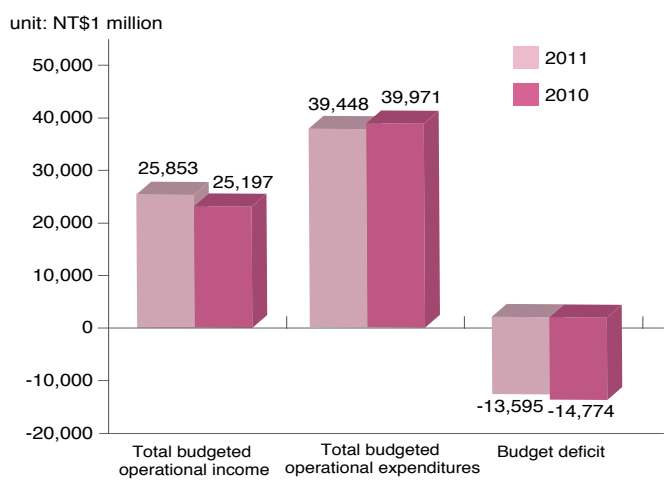
### Actual Expenditures for 2011

- ◆ In addition to the NT\$95.673 billion total COA budget for 2011, as described above, NT\$2.85 billion was mobilized from the Secondary Reserve Fund, making the actual available budget a total of NT\$98.523 billion. Final accounts showed actual expenditures of NT\$96.601 billion (including NT\$92.678 billion spent, NT\$0.535 billion payable, and

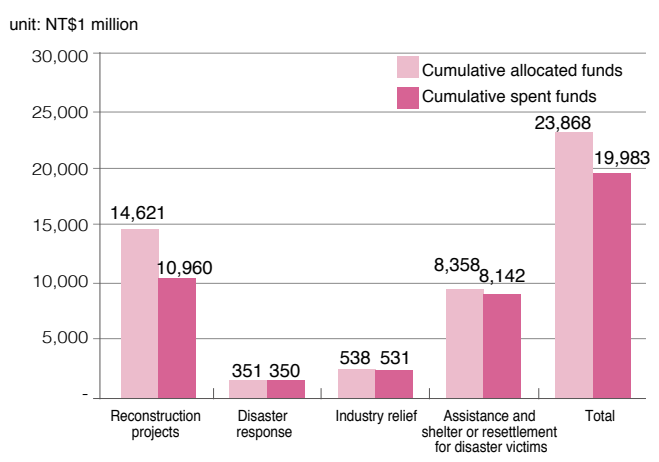
NT\$3.388 billion reserved). The surplus was NT\$1.922 billion. Expenditures accounted for 98.05% of budgeted funds. A functional breakdown is presented in Figure 6.

- ◆ As of the end of 2011, the total allocated Special Budget for Post-Typhoon Morakot Reconstruction (2009 through 2011) was NT\$26.09 billion (including NT\$2.222 billion in reserve funds and NT\$23.868 billion in cumulative allocated funds). Final accounts showed actual expenditures of NT\$19.983 billion through the end of 2011, accounting for 83.72% of allocated funds. A functional breakdown is presented in Figure 7.
- ◆ In the final accounting for non-profit special funds for 2011, operational income was in fact NT\$27.373 billion, 105.88% of the budgeted NT\$25.853 billion. Actual expenditures were NT\$38.049 billion, 96.45% of the budgeted NT\$39.448 billion. The deficit was NT\$10.676 billion. (See Figure 8.)

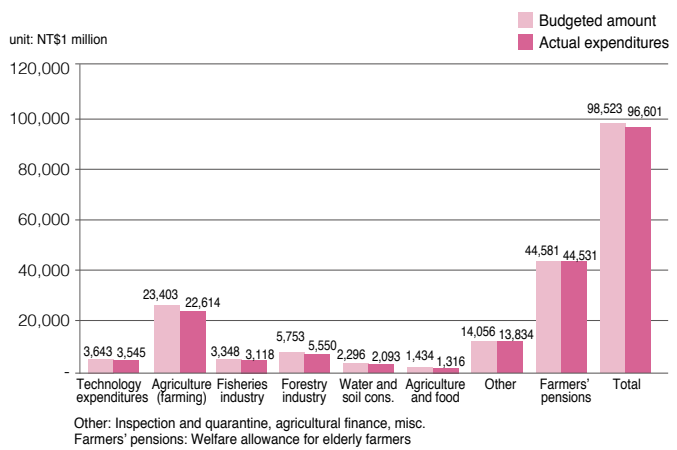
**Figure 5. Comparison of the 2011 and 2010 budgets for special non-profit funds**



**Figure 7. Actual expenditures from the Special Budget for Post-Typhoon Morakot Reconstruction, by function, through 2011**



**Figure 6. Actual expenditures from the COA budget, by function, 2011**



**Figure 8. Final accounting for non-profit special funds, 2011**

